

Note: This report includes information through November 17 which is week 12 of 32

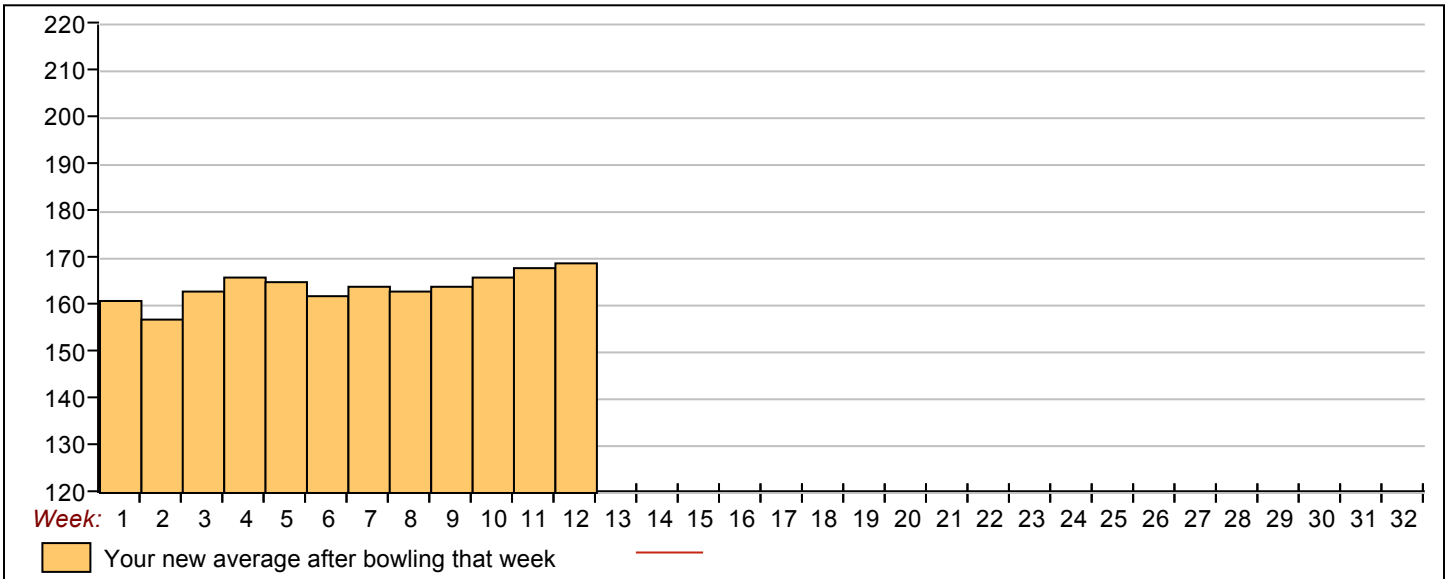
Jan L. Merlo's Bowling Record - Team 10: BOLD & THE BEAUTIFUL

Week No.	Bowling Date	Old Ave	Old HDCP	Old			Total	HDCP Total	Pins	Gms	---Average Change---			High Game	High Sers	HDCP Game	HDCP Sers		
				-1-	-2-	-3-					New	Old	---> +/-						
1	09/01/09	161	39	140	171	173	484	601	484	3	161.33	-	0.00	=	161.33	173	484	212	601
2	09/08/09	161	39	157	150	156	463	580	947	6	157.83	-	161.33	=	-3.50	173	484	212	601
3	09/15/09	157	43	159	182	182	523	652	1470	9	163.33	-	157.83	=	5.50	182	523	225	652
4	09/22/09	163	37	178	187	158	523	634	1993	12	166.08	-	163.33	=	2.75	187	523	225	652
5	09/29/09	166	34	168	164	158	490	592	2483	15	165.53	-	166.08	=	-0.55	187	523	225	652
6	10/06/09	165	35	143	140	164	447	552	2930	18	162.78	-	165.53	=	-2.76	187	523	225	652
7	10/13/09	162	38	198	174	157	529	643	3459	21	164.71	-	162.78	=	1.94	198	529	236	652
8	10/20/09	164	36	145	170	144	459	567	3918	24	163.25	-	164.71	=	-1.46	198	529	236	652
9	10/27/09	163	37	166	175	185	526	637	4444	27	164.59	-	163.25	=	1.34	198	529	236	652
10	11/03/09	164	36	201	194	157	552	660	4996	30	166.53	-	164.59	=	1.94	201	552	237	660
11	11/10/09	166	34	189	188	199	576	678	5572	33	168.85	-	166.53	=	2.32	201	576	237	678
12	11/17/09	168	32	156	184	183	523	619	6095	36	169.31	-	168.85	=	0.46	201	576	237	678

<u><100</u>	<u>100's</u>	<u>125's</u>	<u>150's</u>	<u>175's</u>	<u>200's</u>	<u>225's</u>	<u>250's</u>	<u>275's</u>	<u>300's</u>
		5	17	13	1				
<u><400</u>	<u>400's</u>	<u>450's</u>	<u>500's</u>	<u>550's</u>	<u>600's</u>	<u>650's</u>	<u>700's</u>	<u>750's</u>	<u>800's</u>
	1	4	5	2					

Ave of Game 1 Ave of Game 2 Ave of Game 3
 166.67 173.25 168.00

High game of **201** on week **10** High series of **576** on week **11** High average of **169.31** after bowling week **12**
 Low game of **140** on week **1** Low series of **447** on week **6** Low average of **157.83** after bowling week **2**



Note: This report includes information through November 17 which is week 12 of 32

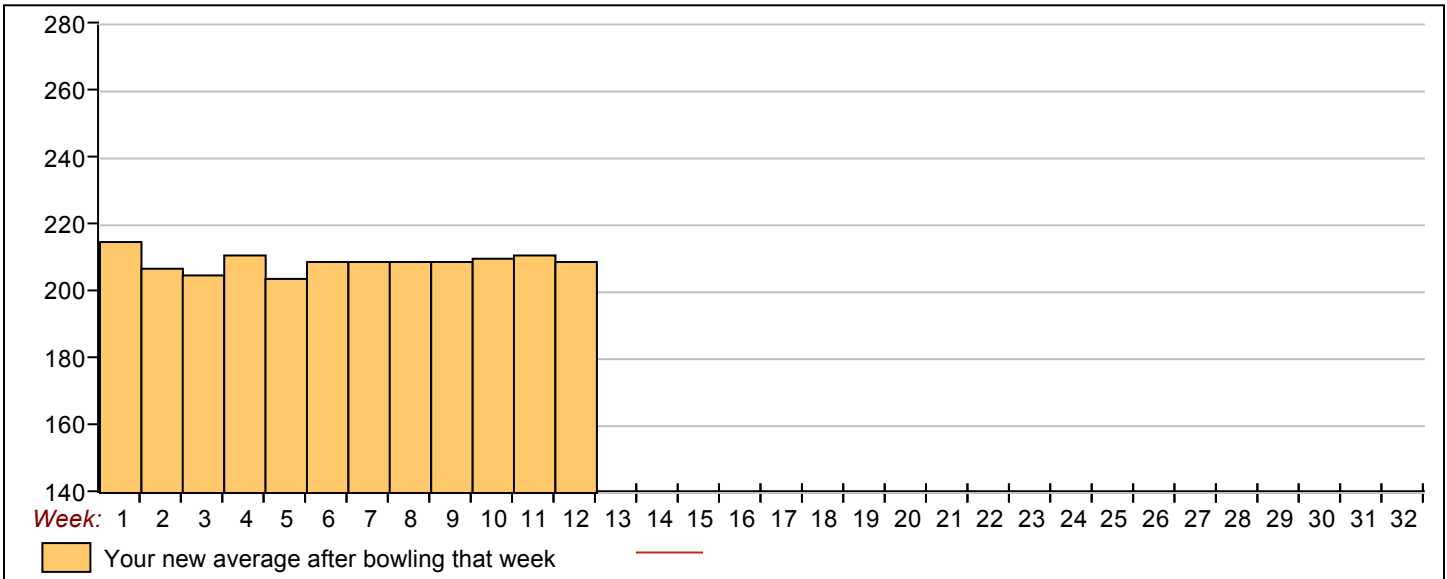
Gary L. Heil's Bowling Record - Team 10: BOLD & THE BEAUTIFUL

Week No.	Bowling Date	Old Ave	Old HDCP	Old			Total	HDCP Total	Pins		---Average Change---			High Game	High Sers	HDCP Game	HDCP Sers
				-1-	-2-	-3-			New	Old	Change						
1	09/01/09	215	0	183	236	227	646	646	646	3	215.33	- 0.00	= 215.33	236	646	236	646
2	09/08/09	215	0	201	183	215	599	599	1245	6	207.50	- 215.33	= -7.83	236	646	236	646
3	09/15/09	207	0	193	167	246	606	606	1851	9	205.67	- 207.50	= -1.83	246	646	246	646
4	09/22/09	205	0	244	245	192	681	681	2532	12	211.00	- 205.67	= 5.33	246	681	246	681
5	09/29/09	211	0	163	199	173	535	535	3067	15	204.47	- 211.00	= -6.53	246	681	246	681
6	10/06/09	204	0	255	201	245	701	701	3768	18	209.33	- 204.47	= 4.87	255	701	255	701
7	10/13/09	209	0	151	195	279	625	625	4393	21	209.19	- 209.33	= -0.14	279	701	279	701
8	10/20/09	209	0	a209	a209	a209	627	627	4393	21	209.19	- 209.19	= 0.00	279	701	279	701
9	10/27/09	209	0	a209	a209	a209	627	627	4393	21	209.19	- 209.19	= 0.00	279	701	279	701
10	11/03/09	209	0	217	237	215	669	669	5062	24	210.92	- 209.19	= 1.73	279	701	279	701
11	11/10/09	210	0	191	237	226	654	654	5716	27	211.70	- 210.92	= 0.79	279	701	279	701
12	11/17/09	211	0	200	182	190	572	572	6288	30	209.60	- 211.70	= -2.10	279	701	279	701

<u><100</u>	<u>100's</u>	<u>125's</u>	<u>150's</u>	<u>175's</u>	<u>200's</u>	<u>225's</u>	<u>250's</u>	<u>275's</u>	<u>300's</u>
			4	9	6	9	1	1	
<u><400</u>	<u>400's</u>	<u>450's</u>	<u>500's</u>	<u>550's</u>	<u>600's</u>	<u>650's</u>	<u>700's</u>	<u>750's</u>	<u>800's</u>
			1	2	3	3	1		

Ave of Game 1 **Ave of Game 2** **Ave of Game 3**
 199.80 208.20 220.80

High game of **279** on week **7** High series of **701** on week **6** High average of **215.33** after bowling week **1**
 Low game of **151** on week **7** Low series of **535** on week **5** Low average of **204.47** after bowling week **5**



Note: This report includes information through November 17 which is week 12 of 32

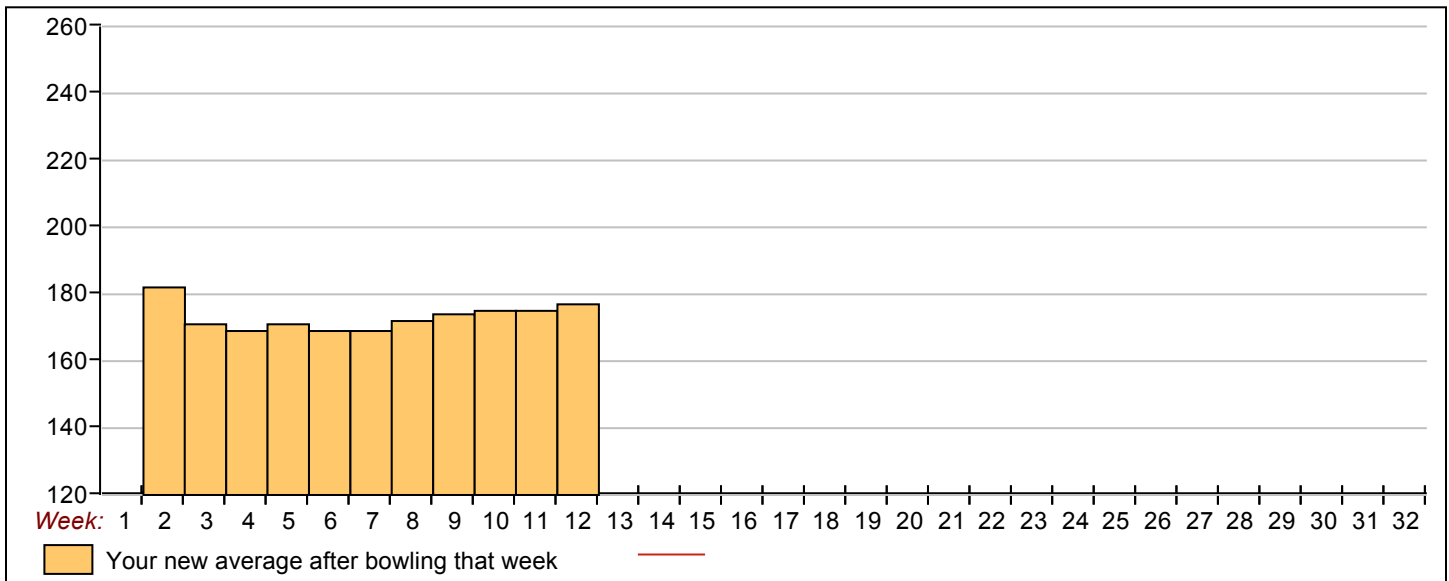
Kenneth E. Spencer's Bowling Record - Team 10: BOLD & THE BEAUTIFUL

Week No.	Bowling Date	Old Ave	Old HDCP	Old			Total	HDCP Total	Pins	Gms	---Average Change---			High Game	High Sers	HDCP Game	HDCP Sers		
				-1-	-2-	-3-					New	Old	---> +/-						
1	09/01/09	120	80	a120	a120	a120	360	600	0	0	-	0.00	=	0.00	0	0			
2	09/08/09	182	18	163	203	181	547	601	547	3	182.33	-	0.00	=	182.33	203	547	221	601
3	09/15/09	182	18	173	142	167	482	536	1029	6	171.50	-	182.33	=	-10.83	203	547	221	601
4	09/22/09	171	29	167	161	166	494	581	1523	9	169.22	-	171.50	=	-2.28	203	547	221	601
5	09/29/09	169	31	154	201	181	536	629	2059	12	171.58	-	169.22	=	2.36	203	547	232	629
6	10/06/09	171	29	192	139	156	487	574	2546	15	169.73	-	171.58	=	-1.85	203	547	232	629
7	10/13/09	169	31	181	151	171	503	596	3049	18	169.39	-	169.73	=	-0.34	203	547	232	629
8	10/20/09	169	31	245	168	168	581	674	3630	21	172.86	-	169.39	=	3.47	245	581	276	674
9	10/27/09	172	28	179	152	221	552	636	4182	24	174.25	-	172.86	=	1.39	245	581	276	674
10	11/03/09	174	26	176	171	205	552	630	4734	27	175.33	-	174.25	=	1.08	245	581	276	674
11	11/10/09	175	25	188	175	179	542	617	5276	30	175.87	-	175.33	=	0.53	245	581	276	674
12	11/17/09	175	25	214	184	167	565	640	5841	33	177.00	-	175.87	=	1.13	245	581	276	674

<u><100</u>	<u>100's</u>	<u>125's</u>	<u>150's</u>	<u>175's</u>	<u>200's</u>	<u>225's</u>	<u>250's</u>	<u>275's</u>	<u>300's</u>
		2	15	10	5	1			
<u><400</u>	<u>400's</u>	<u>450's</u>	<u>500's</u>	<u>550's</u>	<u>600's</u>	<u>650's</u>	<u>700's</u>	<u>750's</u>	<u>800's</u>
		3	4	4					

<u>Ave of Game 1</u>	<u>Ave of Game 2</u>	<u>Ave of Game 3</u>
184.73	167.91	178.36

High game of 245 on week 8	High series of 581 on week 8	High average of 182.33 after bowling week 2
Low game of 139 on week 6	Low series of 482 on week 3	Low average of 169.22 after bowling week 4



Tuesday 1:00 pm

Town & Country Ent Ctr

Lanes 1 - 12

Note: This report includes information through November 17 which is week 12 of 32

Bob Collett's Bowling Record - Team 10: BOLD & THE BEAUTIFUL

Week No.	Bowling Date	Old Ave	Old HDCP	Old			Total	HDCP Total	Pins	Gms	---Average Change---			High Game	High Sers	HDCP Game	HDCP Sers		
				-1-	-2-	-3-					New	Old	---> +/-						
1	09/01/09	196	4	161	214	214	589	601	589	3	196.33	-	0.00	=	196.33	214	589	218	601
2	09/08/09	196	4	182	210	157	549	561	1138	6	189.67	-	196.33	=	-6.67	214	589	218	601
3	09/15/09	189	11	163	179	174	516	549	1654	9	183.78	-	189.67	=	-5.89	214	589	218	601
4	09/22/09	183	17	148	205	219	572	623	2226	12	185.50	-	183.78	=	1.72	219	589	236	623
5	09/29/09	185	15	150	167	246	563	608	2789	15	185.93	-	185.50	=	0.43	246	589	261	623
6	10/06/09	185	15	174	199	173	546	591	3335	18	185.28	-	185.93	=	-0.66	246	589	261	623
7	10/13/09	185	15	169	191	214	574	619	3909	21	186.14	-	185.28	=	0.87	246	589	261	623
8	10/20/09	186	14	192	226	192	610	652	4519	24	188.29	-	186.14	=	2.15	246	610	261	652
9	10/27/09	188	12	202	235	177	614	650	5133	27	190.11	-	188.29	=	1.82	246	614	261	652
10	11/03/09	190	10	255	221	213	689	719	5822	30	194.07	-	190.11	=	3.96	255	689	265	719
11	11/10/09	194	6	221	180	228	629	647	6451	33	195.48	-	194.07	=	1.42	255	689	265	719
12	11/17/09	195	5	218	236	154	608	623	7059	36	196.08	-	195.48	=	0.60	255	689	265	719

<u><100</u>	<u>100's</u>	<u>125's</u>	<u>150's</u>	<u>175's</u>	<u>200's</u>	<u>225's</u>	<u>250's</u>	<u>275's</u>	<u>300's</u>
		1	10	8	11	5	1		
<u><400</u>	<u>400's</u>	<u>450's</u>	<u>500's</u>	<u>550's</u>	<u>600's</u>	<u>650's</u>	<u>700's</u>	<u>750's</u>	<u>800's</u>
			3	4	4	1			

<u>Ave of Game 1</u>	<u>Ave of Game 2</u>	<u>Ave of Game 3</u>
186.25	205.25	196.75

High game of **255** on week **10** High series of **689** on week **10** High average of **196.33** after bowling week **1**
 Low game of **148** on week **4** Low series of **516** on week **3** Low average of **183.78** after bowling week **3**

